


# Audio


In this article, we will learn how it is possible to integrate your playlists or the one of your favorite artists into your app.



To create a Music page in your app click on

Now this appears:

A screenshot of a mobile app's "FEATURE SETTINGS" screen. At the top, the title "FEATURE SETTINGS" is centered. Below it is a grey header bar containing a blue square icon with white musical notes on the left, a text input field with "Audio" inside, and a toggle switch labeled "Activated" which is currently turned on. Below the header bar, there are two main sections: "ADD" with a blue square button containing a white plus sign to its right, and "BACKGROUND" with a blue square button containing a white downward arrow to its right.

Click on  to create a new playlist in this page.

This appears :

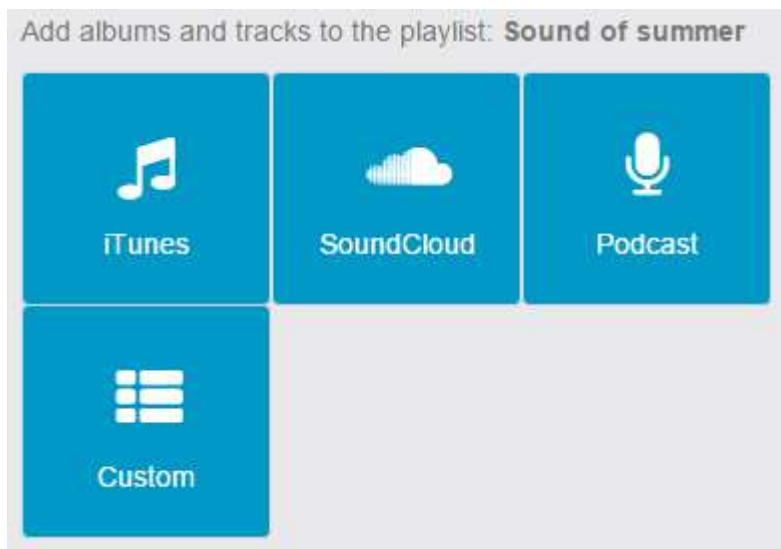
A screenshot of a dialog box for creating a new playlist. The title "Playlist title: \*" is at the top. Below it is a text input field. To the left of the input field is a grey button labeled "Add a picture". To the right of the input field is a blue button labeled "OK".

Enter the name of your playlist and a cover photo.



Then click on “**OK**” to save your choice.

This appears:




You have four possibilities to add songs and albums to your playlist:

- **iTunes**
- **SoundCloud**
- **Podcast**
- **Custom**

Let's start by **iTunes**.

## iTunes



Click on the iTunes icon .


This appears:

## ITUNES

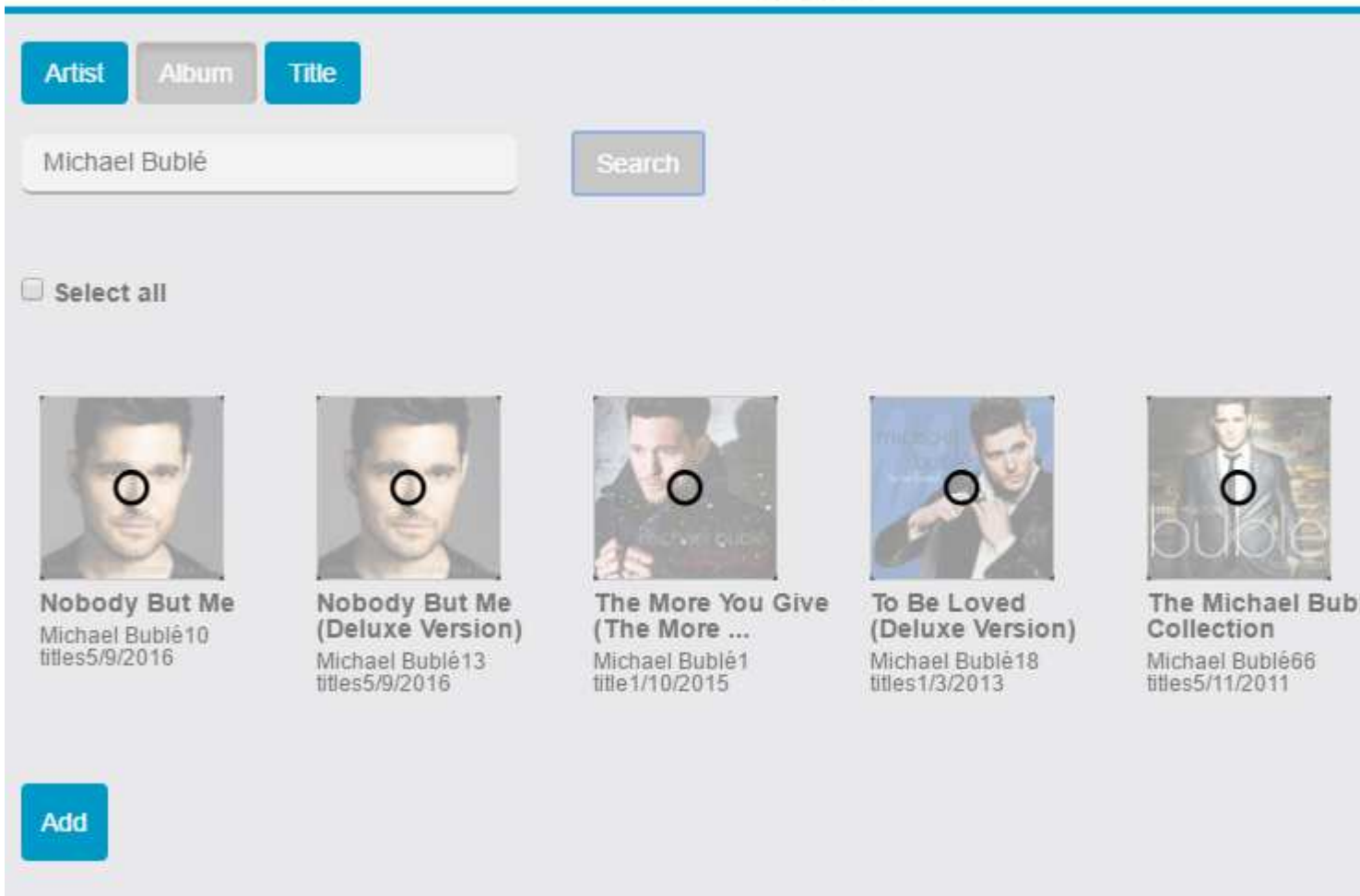
A screenshot of the iTunes search interface. At the top, the word "ITUNES" is displayed in a light gray font. Below it, there are three filter buttons: "Artist" (gray), "Album" (blue), and "Title" (blue). Underneath the filters is a search input field with the placeholder text "Search" and a blue "Search" button to its right.

You have three possibilities to search the songs you want to add to your playlist:

- Artist
- Album
- Track


Then enter your research in the field, then click on . This appears:

# ITUNES




Click on the album, the track or the artist you want to add to your playlist. Once the album, the track or the artist you want to add is selected, it appears like this:



Once you have finished your selection, click on  to validate your choice.

# SoundCloud



Click on the SoundCloud icon . This appears:

SOUNDCLOUD

Login

Search

You have two possibilities for SoundCloud:

- If you have a SoundCloud account you can add your own tracks.
- If you want to share the tracks of your favorite artists from SoundCloud

**If you have a SoundCloud account:**

Login

Click on .

**If you want to share the tracks of your favorite artists:**

Search

Click on . This appears:

SOUNDCLOUD

Login

Search

Playlist

Title

Search

As for iTunes, you have the choice between Playlist and Track. Select the one you want and then enter your search in the field.

For example this appears:

# SOUNDCLOUD

Login Search


---


Playlist Title


bakermat Search


Select all


---

  
**Bakermat @ Amsterdam Open Air**  
Amsterdam Open Air

  
**Flashbird Mix #001 (Tribute ...)**  
Tasbré

  
**Bakermat - ID**  
Carl Paulsson

  
**Bakermat & Goldfish Feat. Ma...**  
Dirty Twin


  
**Bakermat // Smile This Mixta...**  
Smile This Sound

---

Click on the album, the track or the artist you want to add to your playlist. Then click on

Add

## Podcast



Click on the Podcast icon . This appears:


## PODCAST

Podcast URL (iTunes format) \*

Enter the URL address of the podcast ( .xml format) you want to integrate. Then click on

## PODCAST

\*




**Title:** Note To Self

**Description:** Host Manoush Zomorodi talks with everyone from big names techies to elementary school teachers about the effects of technology on our lives, in a quest for the smart choices that will help you think and live better.

**Last update:** 14/09/16

Then click on  to add this podcast to your playlist.

## Custom



Click on the custom icon . This appears:

## CUSTOM

**Add a picture**

**Artist:** Artist

**Album:** Album

+ Add a track

**Title: \*** Title

**Artist:** Artist

**URL (.mp3): \*** URL (.mp3)

**Save**

In this part you are able to share tracks you host on your own site. To integrate your tracks, enter the information needed in the fields and then click on **Save**.

You can obtain this:



Read all



Sound of sum...  
50 tracks - 3 h...



Daft Punkology  
141 tracks - 11...

< Back

daft punk



daft punk

ceady5

141 tracks - 11:16:06

Read all

- 01 - Daft Punk - Lose Yourself to Dance 3:24  
Daft Punk
- 02 - (harder, better, faster) stronger 3:27  
robotomichenko
- 03 - The Glitch Mob - More Voltage [2011] 0:47  
The Glitch Mob
- 04 - Fur Elise 3:00  
Classical Piano Hits
- 05 - Daft Punk - Instant Crush ft. Julian Casab... 5:28  
JP Barraza
- 06 - Daft Punk - Instant Crush (feat. Julian Casab... 3:30  
Daft Punk
- 07 - DAFT PUNK - INSTANT CRUSH (Radio ft... 4:50