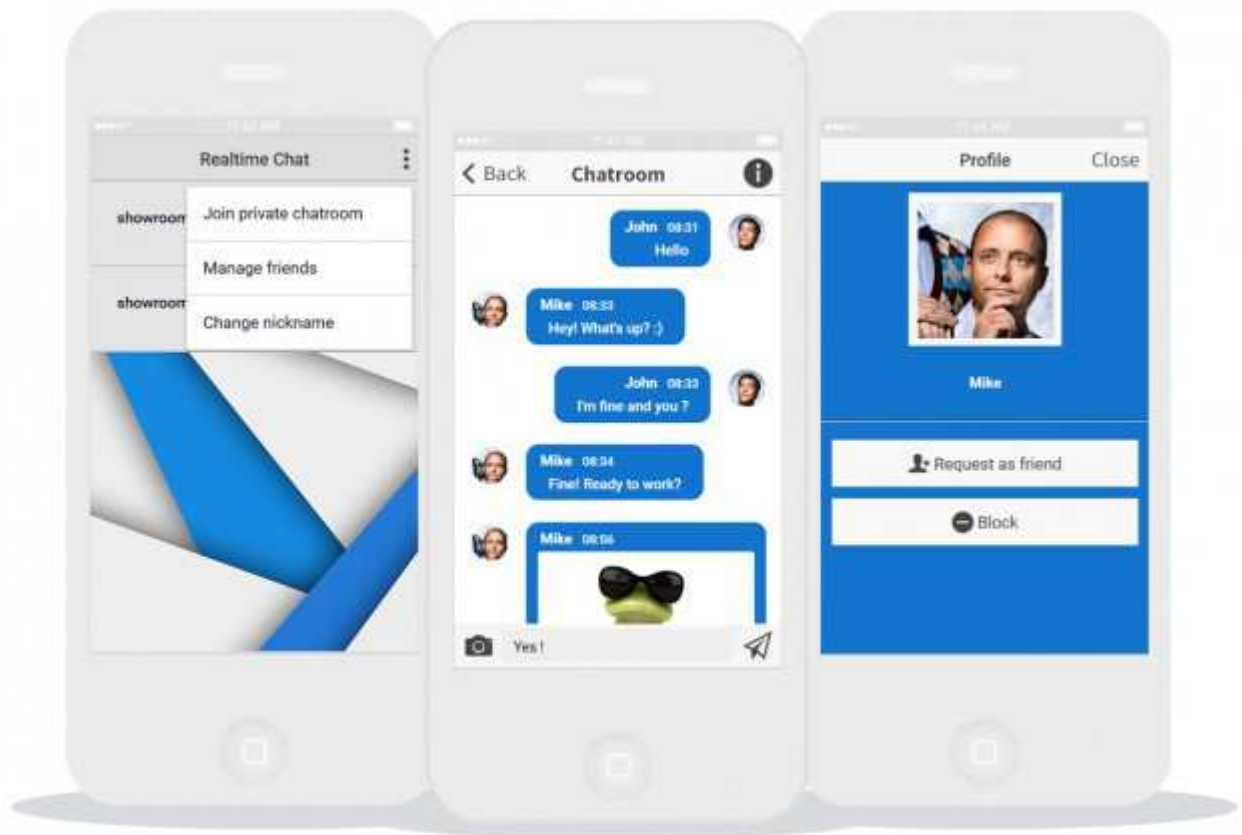


Real Time Chat



Introduction

The ultimate Chat module to build your own complete Chat app, or incorporate a Chat system in your apps.

Real-Time Chat

Create public chatrooms and let your users create their own private chatrooms and chat with each others.

Rich messages

Send Text and Image Messages.

And top-notch features!

Add friends for chatting, block/unblock users, instant messaging, one-to-one chat and group chat.

FAQ

1.Are the users able to chat individually or by group?

Yes!.

2.Is this real-time chatting?

Yes, it uses web sockets and it is real-time chatting.

3.Does it send a push notification to the user when someone chats with him?

Yes it does if you have use Individual push module. It sends notifications to the user if he receives a message in a private Chatroom, and he can also choose to subscribe to notifications in the public chatrooms.

4.Does it work on Android and iOS?

Yes, it works on both iOS and Android.


Procedure:

With this feature you will be able to create public chatrooms and let your users create their own private chatrooms and chat with each others.



1. First, click on  in the “Add pages” part. This will appear:

FEATURE SETTINGS

	Page name: <input type="text" value="Realtime Chat"/>	Activated <input checked="" type="checkbox"/>
-------------------------------------------------------------------------------------	-----------------------------------------------------------------	---------------------------------------------------------

YOUR CHATROOMS

[+ Add a chatroom](#)

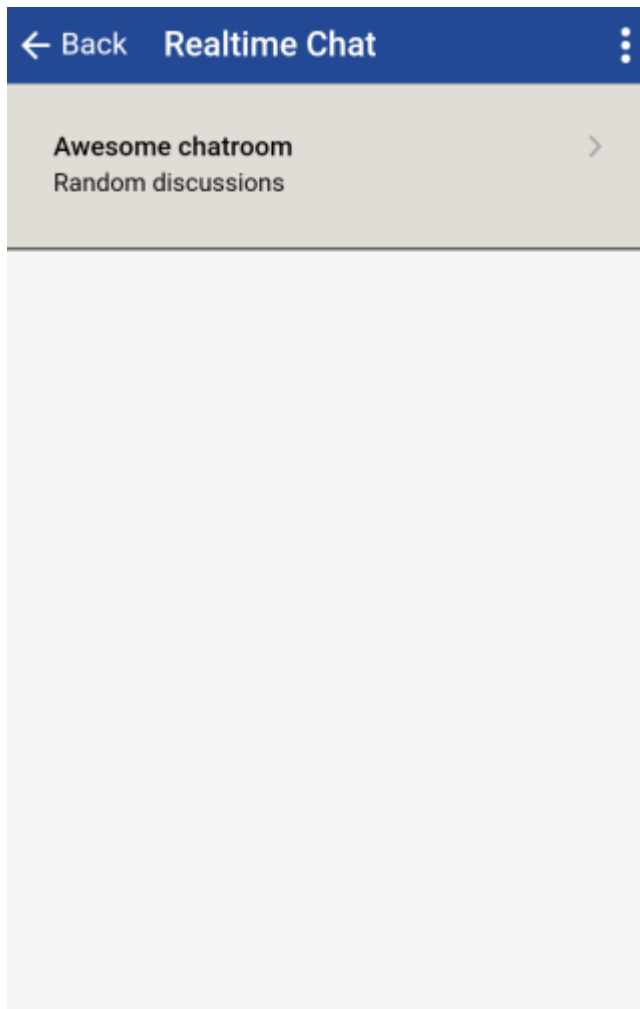
BACKGROUND

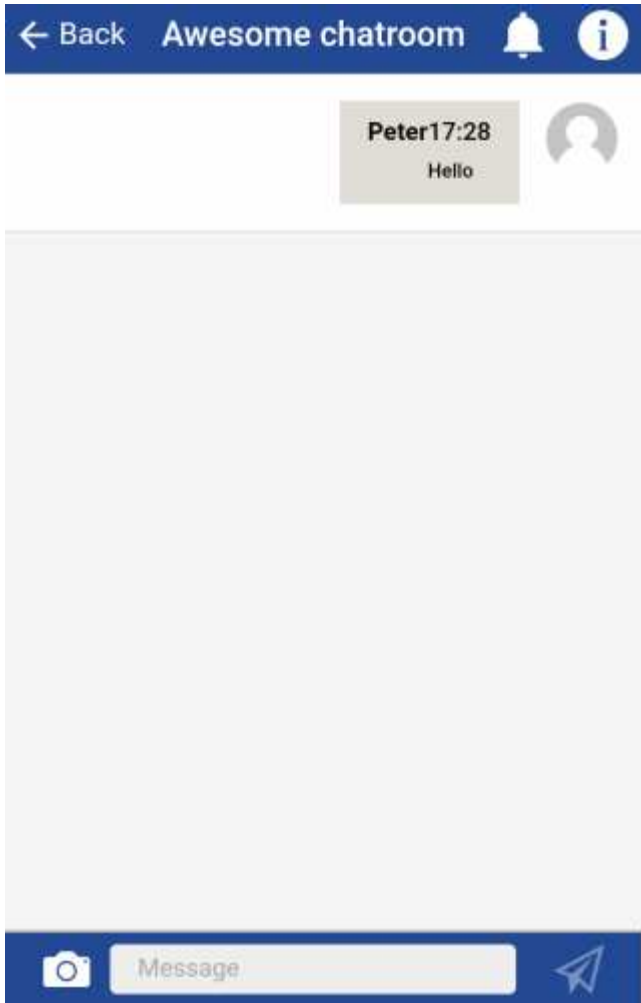
DESIGN


2. To create a chatroom, click on **Add a chatroom**, enter its name and description and click on **OK**.

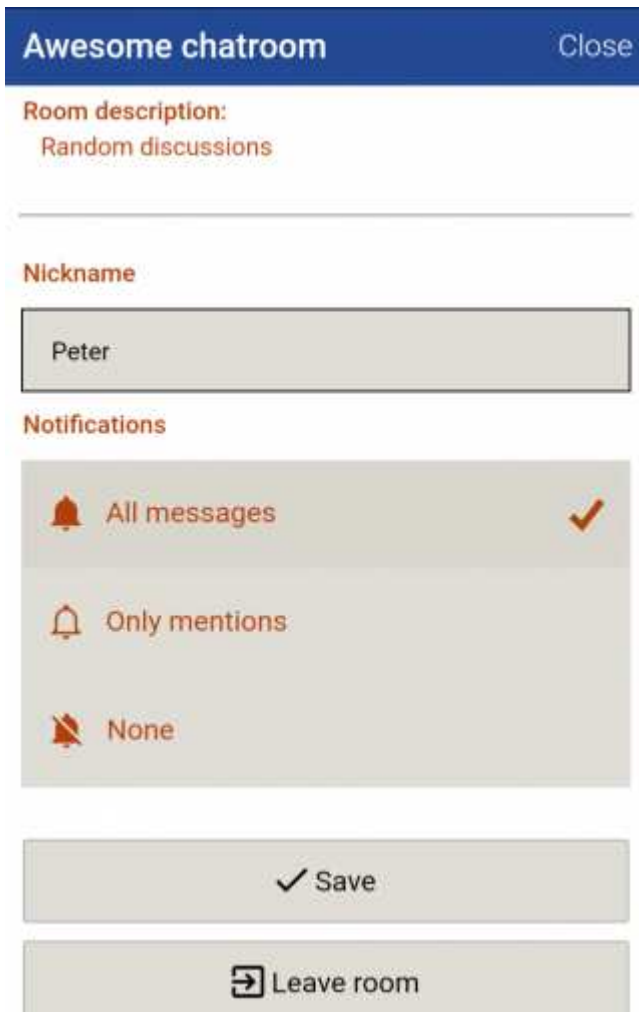
Name *	Description
<input type="text" value="Awesome chatroom"/>	<input type="text" value="Random discussions"/>

3. The feature in the application.






Tap  to display the settings of the chatroom.



On this page you can change your nickname and select the type of notifications you want.

To create private chatroom or manage your friends, tap  on the main page of the feature.

← Back Realtime

Awesome chatroom
Random discussion

Join private chatroom

Manage friends

Change nickname

Awesome chatroom >
Random discussions

Join private chatroom

Enter the exact name of the private chatroom:

Cancel OK

Add

Manage friends

Close

Add friends by tapping on the Add button on the top left of this panel!

Add friend

Enter your friend's nickname or email address

Cancel

OK